

## SimpliFire

MSRP Price Book  
Table of Contents

## SimpliFire

## Fireplace - Electric

<a href="#">30 Built-In</a>	2
<a href="#">36 Built-In</a>	3
<a href="#">Allusion 40</a>	9
<a href="#">Allusion 48</a>	10
<a href="#">Allusion 60</a>	11
<a href="#">Allusion Platinum 50</a>	12
<a href="#">Allusion Platinum 60</a>	13
<a href="#">Allusion Platinum 72</a>	14
<a href="#">Allusion Slim 40</a>	15
<a href="#">Allusion Slim 50</a>	16
<a href="#">Allusion Slim 60</a>	17
<a href="#">Allusion Slim 72</a>	18
<a href="#">Format Wall Mount</a>	19
<a href="#">Inception 36</a>	20
<a href="#">Scion 43</a>	21
<a href="#">Scion 55</a>	22
<a href="#">Scion 78</a>	23
<a href="#">Scion Trinity 43</a>	24
<a href="#">Scion Trinity 55</a>	25

## Insert - Electric

<a href="#">25" Electric Insert</a>	26
<a href="#">30" Electric Insert</a>	27
<a href="#">32" Electric Insert</a>	28
<a href="#">35" Electric Insert</a>	29

## Fireplace Outdoor - Electric

<a href="#">Forum 43</a>	30
<a href="#">Forum 55</a>	31

<h1>SimpliFire</h1>	<h2>Fireplace - Electric</h2>	Stocked Item/Lead Time 004=Mt. Pleasant RDC 010=Kutztown RDC 014=Sacramento RDC 016=Charlotte RDC EXP=Factory Expedite Program
---------------------	-------------------------------	---

Prices in USD

Page printed 1/31/2025, 2:32:41 PM CST  
 Future pricing effective for orders placed on or after 03/31/2025  
 \* Please Contact Who You Purchase This Through for MSRP Pricing

Non-stock and custom product cannot be cancelled.

Customer is responsible for freight for orders made outside of assigned RDC facility.

### 30 Built-In

**Includes:**

- 120 or 240 volts, 3000 watts 12.5 amps
- Realistic log set
- On/off remote control
- Flame intensity control
- 1500W heater and fan
- 10,000 BTU output




No additional items required to complete.

		MSRP USD	004 IA	010 PA	014 CA	016 NC	EXP
SF-BI30-EB	30" SimpliFire Built-In Electric Fireplace	\$ 1,179	Y	Y	Y	Y	Y

### Doors - Non Operable

#### Front 30"

SF-EF30-BK	Optional Black Front (34-5/16"W x 28-3/16"H) - Creates 2" Overhang to Cover Drywall Transitions	\$ 169	Y	Y	14	Y	Y
------------	---	--------	---	---	----	---	---



Front 30"

**36 Built-In**

Includes:

- 120 or 240 volts, 3000 watts 12.5 amps
- Realistic log set
- On/off remote control
- Flame intensity control
- 1500W heater and fan
- 10,000 BTU output



No additional items required to complete.

		MSRP USD	004 IA	010 PA	014 CA	016 NC	EXP
SF-BI36-EB	36" SimpliFire Built-In Electric Fireplace	\$ 1,429	Y	Y	Y	Y	Y

**Doors - Non Operable**

**Front 36"**

SF-EF36-BK	Optional Black Front (40-1/4"W x 32-5/8"H) - Creates 2" Overhang to Cover Drywall Transitions	\$ 189	Y	Y	Y	Y	N
------------	---	--------	---	---	---	---	---



Front 36"

**Mantels - Flush Wood**

**Acadia B**

AFAAMPB	Acadia Flush Mantel, Primed MDF	\$ 799	Y	Y	14	Y	N
AFAAAUB	Acadia Flush Mantel, Unfinished Maple	\$ 1,229	14	28	35	35	N

**Battlefield B**

AFBDMPB	Battlefield Flush Mantel, Primed MDF	\$ 1,519	21	Y	21	21	N
AFBDKAB	Battlefield Flush Mantel, Unfinished Distressed Knotty Alder	\$ 2,269	14	28	35	35	N

**Corbels**

AFCORBMP	Corbels (2), Primed MDF	\$ 105	21	Y	28	21	Y
----------	-------------------------	--------	----	---	----	----	---

**Kenwood B**

AFKDMPB	Kenwood Flush Mantel Primed MDF	\$ 799	Y	Y	Y	Y	N
AFKDAUB	Kenwood Flush Mantel Maple Unfinished	\$ 1,229	Y	Y	35	35	N

Laurel B						
AFLLMPAUB	LAUREL MANTEL MDF/MAPLE	\$ 1,959	35	Y	35	Y N
AFLLMPAUB-E	Laurel Mantel, Primed MDF & Maple top with Ebony Stain	\$ 2,269	14	28	35	35 N
AFLLMPAUB-WW	Laurel Mantel, Primed MDF & Maple top with Whitewash Stain	\$ 2,269	14	28	35	35 N
AFLLMPAUB-P	Laurel Mantel, Primed MDF & Maple top with Provincial Stain	\$ 2,269	35	Y	35	35 N
AFLLMPAUB-NG	Laurel Mantel, Primed MDF & Maple top with New Gray Stain	\$ 2,269	14	28	35	35 N
Malone B						
AFMEMPB	Malone Mantel, Primed MDF	\$ 1,519	21	Y	21	Y N
Merritt B						
AFMTMPB	Merritt Mantel, Primed MDF	\$ 799	21	Y	21	Y N
Richland B						
AFRDMPB	Richland Flush Mantel, Primed MDF	\$ 639	Y	Y	14	Y N
Roxborough B						
AFRHMPB	Roxborough Flush Mantel, Primed MDF	\$ 799	Y	Y	14	Y N
Walker B						
AFWKMPB	Walker Mantel, Primed MDF	\$ 1,519	14	Y	14	Y N
Wescott B						
AFWTMPB	Wescott Flush Mantel, Primed MDF	\$ 639	Y	Y	21	Y N
Zimmer B						
AFZRMPB	Zimmer Mantel, Primed MDF	\$ 799	21	Y	21	Y N



Acadia B




Battlefield B



Corbels



Kenwood B



Laurel B



Malone B



Merritt B



Richland B



Roxborough B



Walker B



Wescott B



Zimmer B

**Optional Wood Mantel Base**

**Kenwood B Flush Mantel Optional Base**

HTKDMPB	Kenwood - Optional Base Primed MDF	\$ 449	21	Y	21	Y	N
HTKDAUB	Kenwood - Optional Base Maple Unfinished	\$ 829	14	28	35	35	N



Kenwood B Flush Mantel  
Optional Base

**Mantels - Shelf Wood**

**Baxter 59"**

FMBRMP59	59" Baxter Shelf, Primed MDF	\$ 569	21	Y	14	21	N
FMBRAU59	59" Baxter Shelf, Unfinished Maple	\$ 989	35	Y	35	35	N

**Crosby 59"**

FMCYMP59	59" Crosby Shelf, Primed MDF	\$ 569	21	Y	21	21	N
FMCYAU59	59" Crosby Shelf, Unfinished Maple	\$ 989	35	Y	35	35	N

**Fillmore 48"**

FMFEMP48	48" Fillmore Primed MDF	\$ 379	Y	Y	14	21	N
FMFEAU48	48" Fillmore Unfinished Maple	\$ 579	14	28	35	35	N

**Fillmore 59"**

FMFEMP59	59" Fillmore Primed MDF	\$ 419	21	Y	21	Y	N
FMFEAU59	59" Fillmore Unfinished Maple	\$ 649	21	Y	21	21	N

**Ozark 48"**

FMOKMP48	48" Ozark Primed MDF	\$ 719	21	Y	21	21	N
FMOKAU48	48" Ozark Unfinished Maple	\$ 1,119	35	Y	35	21	N
FMOKKA48	48" Ozark Unfinished Distressed Knotty Alder	\$ 1,219	14	28	35	35	N

**Ozark 59"**

FMOKMP59	59" Ozark Primed MDF	\$ 769	Y	Y	14	Y	N
FMOKAU59	59" Ozark Unfinished Maple	\$ 1,189	Y	Y	35	Y	N
FMOKKA59	59" Ozark Unfinished Distressed Knotty Alder	\$ 1,259	35	Y	35	Y	N



Baxter 59"



Crosby 59"



Fillmore 48"



Ozark 48"

**Shelf Non-Combustible**

**Non-Combustible Cove Gray 60"**

FMSGNC-60	60" Non-Combustible Cove Gray	\$ 1,239	14	Y	14	21	N
-----------	-------------------------------	----------	----	---	----	----	---

**Non-Combustible Midnight Mist 60"**

FMMMNC-60	60" Non-combustible Midnight Mist	\$ 1,239	21	Y	21	21	N
-----------	-----------------------------------	----------	----	---	----	----	---

Non-Combustible Tavern Brown 60"									
FMTBNC-60	60" Non-Combustible Tavern Brown	\$ 1,349	14	Y	14	21	N		
Non-Combustible Washed Cedar 60"									
FMWCNC-60	60" Non-Combustible Washed Cedar	\$ 1,349	21	Y	21	21	N		
Non-Combustible Weathered Barnwood 60"									
FMWBNC-60	60" Non-Combustible Barnwood	\$ 1,349	21	Y	14	21	N		
Non-Combustible White 60"									
FMWHNC-60	60" Non-Combustible White	\$ 1,239	21	Y	14	21	N		



Non-Combustible Cove Gray  
60"

Non-Combustible Midnight Mist  
60"

Non-Combustible Tavern Brown  
60"

Non-Combustible Washed  
Cedar 60"




Non-Combustible Weathered  
Barnwood 60"

Non-Combustible White 60"

**Marble, Granite & Slate**

Absolute Black Granite Set 2									
MBBGMS2	Absolute Black granite, Set 2 (must order in multiples of 6)	\$ 899	Y	Y	14	Y	N		
MBBGMS2PK1	Absolute Black granite, Set 2, single pack	\$ 1,329	21	7	14	21	N		
Beige Marble Set 2									
MBBEEMS2	BEIGE SET 2 MPK-6	\$ 1,029	35	Y	21	14	N		
MBBEEMS2PK1	BEIGE SET 2 SPK	\$ 1,449	35	7	14	21	N		
Bianco White set 2									
MBBVMS2	Bianco White Marble, Set 2 (Must order in multiples of 6)	\$ 899	21	Y	14	Y	N		
MBBVMS2PK1	Bianco White Marble, Set 2, single pack	\$ 1,329	21	7	14	21	N		
Blue Tundra set 2									
MBBTAMS2	Blue Tundra Marble, Set 2 (must be ordered in multiples of 6)	\$ 1,029	35	Y	35	Y	N		
MBBTAMS2PK1	Blue Tundra Marble, Set 2, single pack	\$ 1,449	35	35	35	35	N		
Driftwood set 2									
MBDDMS2	Driftwood Marble, Set 2 (must be ordered in multiples of 6)	\$ 899	21	Y	14	Y	N		
MBDDMS2PK1	Driftwood Marble, Set 2, single pack	\$ 1,329	14	7	21	21	N		

New Venetian Granite Set 2						
MBOGMS2	New Venetian Granite, Set 2 (must order in multiples of 6)	\$ 739	21	Y	28	Y N
MBOGMS2PK1	New Venetian Granite, Set 2, Single-pack	\$ 1,199	21	7	28	21 N
Parchwood set 2						
MBPDMS2	Parchwood Marble, Set 2 (must be ordered in multiples of 6)	\$ 899	21	Y	21	Y N
MBPDMS2PK1	Parchwood Marble, Set 2, single pack	\$ 1,329	21	7	21	21 N
Pauline Granite Set 2						
MBPEMS2	Pauline Granite, Set 2 (must order in multiples of 6)	\$ 739	14	Y	21	Y N
MBPEMS2PK1	Pauline Granite, Set 2, single pack	\$ 1,199	21	7	21	21 N
Slate 37.25X7						
MBSR3725X7-C	Slate Legs 37.25X7X5/8 (must be ordered in multiples of 50)	\$ 78	21	Y	14	Y N
Slate 57X8						
MBSR57X8-C	Slate Header 57X8X5/8 (must be ordered in multiples of 25)	\$ 142	21	Y	14	Y N
Slate 70x20"						
MBSR70X20-C	Slate Hearth 70X20X5/8 (must be ordered in multiples of 25)	\$ 419	28	Y	14	Y N
Steel Gray set 2						
MBSGMS2	Steel Gray granite, Set 2 (must order in multiples of 6)	\$ 899	21	Y	14	Y N
MBSGMS2PK1	Steel Gray granite, Set 2, single pack	\$ 1,329	21	7	14	21 N
Thala Beige set 2						
MBTEMS2	Thala Beige Marble, Set 2 (must be ordered in multiples of 6)	\$ 1,029	14	Y	21	Y N
MBTEMS2PK1	Thala Beige Marble, Set 2, single pack	\$ 1,449	21	7	21	21 N



Absolute Black Granite Set 2



Beige Marble Set 2




Bianco White set 2



Blue Tundra set 2



Driftwood set 2



New Venetian Granite Set 2




Parchwood set 2



Pauline Granite Set 2



Slate 37.25X7



Steel Gray set 2



Thala Beige set 2



### Allusion 40

Includes:

- 120 volts, 1500 watts 12.5 amps
- 5,000 BTU output
- Clear crystal media
- Touch controls
- Four flame colors
- 14 ember bed colors
- Multifunction Remote



No additional items required to complete.

		MSRP	004	010	014	016	EXP
		USD	IA	PA	CA	NC	
SF-ALL40-BK	40" Allusion recessed linear electric fireplace		Y	Y	Y	Y	Y

### Media

#### Media

SF-STONES-WHITE	Ceramic white stone media	\$ 89	Y	Y	Y	14	Y
SF-MEDIA-LOGS	Driftwood logs	\$ 109	Y	Y	Y	Y	Y

### Trim Kits

#### Trim Skirt for Semi-Recessed Installations

TRIM-ALL40	Trim skirt for semi-recessed installations	\$ 86	Y	14	14	14	Y
------------	--	-------	---	----	----	----	---

### Allusion 48

**Includes:**

- 120 volts, 1500 watts 12.5 amps
- 5,000 BTU output
- Clear crystal media
- Touch controls
- Four flame colors
- 14 ember bed colors
- Multifunction Remote



No additional items required to complete.

		MSRP	004	010	014	016	EXP
		USD	IA	PA	CA	NC	
SF-ALL48-BK	48" Allusion recessed linear electric fireplace	\$ 1,319		14	14		Y

### Media

#### Media

SF-STONES-WHITE	Ceramic white stone media	\$ 89	Y	Y	Y	14	Y
SF-MEDIA-LOGS	Driftwood logs	\$ 109	Y	Y	Y	Y	Y

### Trim Kits

#### Trim Skirt for Semi-Recessed Installations

TRIM-ALL48	Trim skirt for semi-recessed installations	\$ 97	Y	21	14	14	Y
------------	--	-------	---	----	----	----	---

## Allusion 60

**Includes:**

- 120 volts, 1500 watts 12.5 amps
- 5,000 BTU output
- Clear crystal media
- Touch controls
- Four flame colors
- 14 ember bed colors
- Multifunction Remote



No additional items required to complete.

		MSRP USD	004 IA	010 PA	014 CA	016 NC	EXP
SF-ALL60-BK	60" Allusion recessed linear electric fireplace	\$ 1,619	Y	Y	Y	Y	Y

### Media

#### Media

SF-STONES-WHITE	Ceramic white stone media	\$ 89	Y	Y	Y	14	Y
SF-MEDIA-LOGS	Driftwood logs	\$ 109	Y	Y	Y	Y	Y

### Trim Kits

#### Trim Skirt for Semi-Recessed Installations

TRIM-ALL60	Trim skirt for semi-recessed installations	\$ 108	Y	21	14	14	Y
------------	--	--------	---	----	----	----	---

## Allusion Platinum 50

**Includes:**

- 120 volts, 1500 watts 12.5 amps
- 5,000 BTU output
- Clear crystal media
- White stone media
- Touch controls
- Four flame colors
- 14 ember bed colors
- Multifunction Remote



No additional items required to complete.

		MSRP	004	010	014	016	EXP
		USD	IA	PA	CA	NC	
SF-ALLP50-BK	50" Allusion Platinum recessed linear electric fireplace	\$ 1,499	Y	Y	Y	Y	Y

### Build-Out Kit

#### Build-Out Kit

BOK-MF-ALLP50	Boyd Build-Out Kit: Modern Farmhouse Style for Allusion Platinum 50"	\$ 999	Y	Y	14	Y	N
BOK-RTF-ALLP50	Boyd Build-Out Kit: Ready-to-Finish Style for Allusion Platinum 50"	\$ 999	Y	Y	28	Y	N

### Media

#### Media

SF-MEDIA-LOGS	Driftwood logs	\$ 109	Y	Y	Y	Y	Y
---------------	----------------	--------	---	---	---	---	---

### Wall Mount Kit

#### Electric Wall Mount Kit

BRACKET-ALL48	Wall Mount Kit	\$ 99	Y	14	14	14	Y
---------------	----------------	-------	---	----	----	----	---

### Allusion Platinum 60

**Includes:**

- 120 volts, 1500 watts 12.5 amps
- 5,000 BTU output
- Clear crystal media
- White stone media
- Touch controls
- Four flame colors
- 14 ember bed colors
- Multifunction Remote



No additional items required to complete.

		MSRP	004	010	014	016	EXP
		USD	IA	PA	CA	NC	
SF-ALLP60-BK	60" Allusion Platinum recessed linear electric fireplace	\$ 1,799	Y	Y	Y	Y	Y

### Media

#### Media

SF-ALL84-LOGS	Driftwood logs	\$ 149	Y	14	14	14	Y
---------------	----------------	--------	---	----	----	----	---

### Wall Mount Kit

#### Electric Wall Mount Kit

BRACKET-ALL60	Wall Mount Kit	\$ 103	Y	14	14	14	Y
---------------	----------------	--------	---	----	----	----	---

### Mantels - Shelf Wood

#### Crosby 48"

FMCYAU48	Crosby 48, Unfinished Maple	\$ 939		14	28	35	35	N
----------	-----------------------------	--------	--	----	----	----	----	---



Crosby 48"

### Allusion Platinum 72

**Includes:**

- 120 volts, 1500 watts 12.5 amps
- 5,000 BTU output
- Clear crystal media
- White stone media
- Touch controls
- Four flame colors
- 14 ember bed colors
- Multifunction Remote



No additional items required to complete.

		MSRP	004	010	014	016	EXP
		USD	IA	PA	CA	NC	
SF-ALLP72-BK	72" Allusion Platinum recessed linear electric fireplace	\$ 2,199	Y	Y	Y	Y	Y

### Media

#### Media

SF-ALL84-LOGS	Driftwood logs	\$ 149	Y	14	14	14	Y
---------------	----------------	--------	---	----	----	----	---

### Wall Mount Kit

#### Electric Wall Mount Kit

BRACKET-ALL60	Wall Mount Kit	\$ 103	Y	14	14	14	Y
---------------	----------------	--------	---	----	----	----	---

### Mantels - Shelf Wood

#### Crosby 48"

FMCYAU48	Crosby 48, Unfinished Maple	\$ 939	14	28	35	35	N
----------	-----------------------------	--------	----	----	----	----	---



Crosby 48"

## Allusion Slim 40

Includes:

- 120 volts
- 1500 watts
- 12.5 amp
- 5,000 BTU output
- Clear crystals
- Logs
- Black crystals
- Nine flame colors
- 14 ember bed colors
- Multifunction remote



No additional items required to complete.

		MSRP	004	010	014	016	EXP
		USD	IA	PA	CA	NC	
SF-ALLS40	Allusion Slim 40"	\$ 1,149	Y	Y	Y	Y	N

### Allusion Slim 50

Includes:

- 120 volts
- 1500 watts
- 12.5 amp
- 5,000 BTU output
- Clear crystals
- Logs
- Black crystals
- Nine flame colors
- 14 ember bed colors
- Multifunction remote



No additional items required to complete.

		MSRP	004	010	014	016	EXP
		USD	IA	PA	CA	NC	
SF-ALLS50	Allusion Slim 50"	\$ 1,299	Y	Y	Y	Y	N

### Floating Mantels

#### Wall Mount Surround Kit

WMK-WH-ALLS50	MANTEL KIT ALLS50, WHITE	\$ 499	Y	Y	Y	Y	N
---------------	--------------------------	--------	---	---	---	---	---



**Allusion Slim 60**

Includes:

- 120 volts
- 1500 watts
- 12.5 amp
- 5,000 BTU output
- Clear crystals
- Logs
- Black crystals
- Nine flame colors
- 14 ember bed colors
- Multifunction remote



No additional items required to complete.

		MSRP	004	010	014	016	EXP
		USD	IA	PA	CA	NC	
SF-ALLS60	Allusion Slim 60"	\$ 1,599	Y	Y	Y	Y	N

**Floating Mantels**

Wall Mount Surround Kit

WMK-WH-ALLS60	MANTEL KIT ALLS60, WHITE	\$ 599	Y	Y	Y	Y	N
---------------	--------------------------	--------	---	---	---	---	---

## Allusion Slim 72

**Includes:**

- 120 volts / 1500 watts / 12.5 amp
- 5,000 BTU Heat Output
- Small Clear Crystals
- Small black crystals
- Included logs
- Nine flame colors
- 14 ember bed colors
- Multifunction remote



**Special Considerations:**

- Ships hardwire ready, power cord included in box.
- Installs into 2x4 wall or 2x6 wall
- Included front covers trims opening

No additional items required to complete.

		MSRP	004	010	014	016	EXP
		USD	IA	PA	CA	NC	
SF-ALLS72	Allusion Slim 72"	\$ 1,999	Y	Y	Y	Y	N

**Format Wall Mount**

Includes:

- 120 volts, 1500 watts 12.5 amps
- 5,000 BTU output
- Clear crystal media
- ShadowGlo Alpine Timber one-piece log set
- Four flame colors
- 14 fuel bed colors
- Multi-colored accent lighting
- Concealed heat vents



Required to Complete - Sold Separately: • Floating Mantel Kit

		MSRP USD	004 IA	010 PA	014 CA	016 NC	EXP
SF-FORMAT36	Format 36" Electric Wall Mount Fireplace (Requires Floating Mantel Kit to complete)	\$ 749	Y	Y	Y	Y	N

**Floating Mantels (Required to Complete)**

**43" Floating Mantel Kit for Format**

SF-FM43-WH	43" Floating Mantel Kit for Format 36	\$ 249	Y	Y	Y	Y	N
------------	---------------------------------------	--------	---	---	---	---	---

**50" Floating Mantel Kit for Format**

SF-FM50-WH	50" Floating Mantel Kit for Format 36	\$ 549	Y	Y	Y	Y	N
------------	---------------------------------------	--------	---	---	---	---	---

**60" Floating Mantel Kit for Format**

SF-FM60-WH	60" Floating Mantel Kit for Format 36	\$ 699	Y	Y	Y	Y	N
------------	---------------------------------------	--------	---	---	---	---	---



43" Floating Mantel Kit for Format



50" Floating Mantel Kit for Format



60" Floating Mantel Kit for Format

**Inception 36**

Includes:

- 120 or 240 volts, 3000 watts 12.5 amps
- Digital Flame Technology for a true-to-life flame
- Realistic logs and glowing embers
- Wi-Fi ready with IntelliFire App
- Included multifunction remote
- Fireplace menu options for additional control
- 5,000 BTU (120v) or 10,000 BTU (240V)



Required to Complete - Sold Separately: • Front

		MSRP USD	004 IA	010 PA	014 CA	016 NC	EXP
SF-INC36	Inception Electric Fireplace 36"	\$ 4,999	Y	Y	Y	Y	N

**Fronts - Non-Operable (Required to Complete)**

**Chateau Forge Front**

SF-CHAF-36	Chateau Forge front for Inception Electric Fireplace	\$ 2,199	14	14	14	14	Y
------------	--	----------	----	----	----	----	---

**Folio Front**

SF-FOL-36	Folio front for Inception Electric Fireplace	\$ 379	Y	Y	Y	Y	Y
-----------	--	--------	---	---	---	---	---

**Halston Front**

SF-HAL-36	Halston front for Inception Electric Fireplace	\$ 949	Y	Y	Y	Y	Y
-----------	--	--------	---	---	---	---	---



Chateau Forge Front



Folio Front



Halston Front

**Build-Out Kit**

**Build-Out Kit**

MK-WS-INC36	Wescott Mantel Kit for Inception Electric Fireplace	\$ 649	Y	Y	Y	Y	N
-------------	---	--------	---	---	---	---	---

**Scion 43**

Includes:

- 120 volts, 1500 watts, 12.5 amp
- 5,000 BTU output
- Clear crystal media
- Driftwood logs with glowing embers
- Accent lighting
- Four flame colors
- 14 ember bed colors
- Multifunction remote
- Magnetic front and trim ring



No additional items required to complete.

		MSRP	004	010	014	016	EXP
		USD	IA	PA	CA	NC	
SF-SC43-BK	43" Scion Clean Face Linear Electric Fireplace	\$ 2,099	Y	Y	Y	Y	Y

**Media**

Media

SF-HDL-BIRCH	ShadowGlo High Definition Natural Birch Log Set	\$ 299	Y	Y	Y	Y	Y
SF-HDL-TIMBER	ShadowGlo High Definition Alpine Timber Log Set	\$ 299	Y	Y	Y	Y	Y

**Scion 55**

Includes:

- 120 volts, 1500 watts, 12.5 amp
- 5,000 BTU output
- Clear crystal media
- Driftwood logs with glowing embers
- Accent lighting
- Four flame colors
- 14 ember bed colors
- Multifunction remote
- Magnetic front and trim ring



No additional items required to complete.

		MSRP	004	010	014	016	EXP
		USD	IA	PA	CA	NC	
SF-SC55-BK	55" Scion Clean Face Linear Electric Fireplace	\$ 2,399	Y	Y	Y	Y	Y

**Media**

Media

SF-HDL-BIRCH	ShadowGlo High Definition Natural Birch Log Set	\$ 299	Y	Y	Y	Y	Y
SF-HDL-TIMBER	ShadowGlo High Definition Alpine Timber Log Set	\$ 299	Y	Y	Y	Y	Y

**Scion 78**

Includes:

- 120 volts, 1500 watts, 12.5 amp
- 5,000 BTU output
- Clear crystal media
- Driftwood logs with glowing embers
- Accent lighting
- Four flame colors
- 14 ember bed colors
- Multifunction remote
- Magnetic front and trim ring



No additional items required to complete.

		MSRP	004	010	014	016	EXP
		USD	IA	PA	CA	NC	
SF-SC78-BK	78" Scion Clean Face Linear Electric Fireplace	\$ 3,399	Y	Y	Y	Y	N

**Media**

Media

SF-HDL-TIMBER	ShadowGlo High Definition Alpine Timber Log Set	\$ 299	Y	Y	Y	Y	Y
SF-HDL-BIRCH	ShadowGlo High Definition Natural Birch Log Set	\$ 299	Y	Y	Y	Y	Y

**Scion Trinity 43**

Includes:

- 3-sided (bay), 2-sided (left/right corner) or single sided installation
- 120 volts, 1500 watts, 12.5 amp
- 5,000 BTU output
- Clear crystal media
- Driftwood logs with glowing embers
- Accent lighting
- Four flame colors
- 14 ember bed colors
- Multifunction remote



No additional items required to complete.

		MSRP USD	004 IA	010 PA	014 CA	016 NC	EXP
SF-SCT43-BK	43" Scion Trinity 3-Sided Linear Electric Fireplace	\$ 2,399	Y	14	14	14	Y

**Media**

Media

SF-HDL-TIMBER	ShadowGlo High Definition Alpine Timber Log Set	\$ 299	Y	Y	Y	Y	Y
SF-HDL-BIRCH	ShadowGlo High Definition Natural Birch Log Set	\$ 299	Y	Y	Y	Y	Y

**Wall Mount Kit**

Electric Wall Mount Kit

BRACKET-ALL48	Wall Mount Kit	\$ 99	Y	14	14	14	Y
---------------	----------------	-------	---	----	----	----	---

**Floating Mantels**

Floating Mantel Kit for Scion Trinity

SF-SCT43-MANTEL	Floating Mantel Kit for Scion 43, Primed MDF; For wall mount applications (includes wall mount bracket)	\$ 559	Y	145	Y	Y	Y
-----------------	---	--------	---	-----	---	---	---



Floating Mantel Kit for Scion  
Trinity



**Scion Trinity 55**

Includes:

- 3-sided (bay), 2-sided (left/right corner) or single sided installation
- 120 volts, 1500 watts, 12.5 amp
- 5,000 BTU output
- Clear crystal media
- Driftwood logs with glowing embers
- Accent lighting
- Four flame colors
- 14 ember bed colors
- Multifunction remote



No additional items required to complete.

		MSRP USD	004 IA	010 PA	014 CA	016 NC	EXP
SF-SCT55-BK	55" Scion Trinity 3-Sided Linear Electric Fireplace	\$ 2,699	Y	Y	Y	Y	N

**Media**

Media

SF-HDL-BIRCH	ShadowGlo High Definition Natural Birch Log Set	\$ 299	Y	Y	Y	Y	Y
SF-HDL-TIMBER	ShadowGlo High Definition Alpine Timber Log Set	\$ 299	Y	Y	Y	Y	Y

**Wall Mount Kit**

Electric Wall Mount Kit

BRACKET-ALL48	Wall Mount Kit	\$ 99	Y	14	14	14	Y
---------------	----------------	-------	---	----	----	----	---

**Floating Mantels**

Floating Mantel Kit for Scion Trinity

SF-SCT55-MANTEL	Floating Mantel Kit for Scion 55, Primed MDF; For wall mount applications (includes wall mount bracket)	\$ 709	Y	Y	Y	Y	Y
-----------------	---	--------	---	---	---	---	---



Floating Mantel Kit for Scion  
Trinity

# SimpliFire

# Insert - Electric

Stocked Item/Lead Time  
 004=Mt. Pleasant RDC  
 010=Kutztown RDC  
 014=Sacramento RDC  
 016=Charlotte RDC  
  
 EXP=Factory Expedite Program

Prices in USD

Page printed 1/31/2025, 2:32:41 PM CST  
 Future pricing effective for orders placed on or after 03/31/2025  
 \* Please Contact Who You Purchase This Through for MSRP Pricing

Non-stock and custom product cannot be cancelled.  
 Customer is responsible for freight for orders made outside of assigned RDC facility.

## 25" Electric Insert

**Includes:**

- Install into a wood fireplace with a surround kit or any framed opening with self-trimming design
- Contemporary front
- Realistic log set
- Multifunction remote control
- Flame intensity control
- 120 volts, 1500 watts, 12.5 amp
- Plug-in ready, hardwire capable
- 5,000 BTU output



No additional items required to complete.

		MSRP USD	004 IA	010 PA	014 CA	016 NC	EXP
SF-INS25	25" Electric Insert	\$ 919	Y	Y	Y	Y	N

## Fronts - Operable

### Mission Door Front

FT-MISSION-25	25" Mission Door Front - Operable	\$ 339	Y	14	14	14	Y
---------------	-----------------------------------	--------	---	----	----	----	---

## Surround

### Electric Insert Surround

SF-SI3523-INS25	Small surround, 35" x 23" (3-sided configuration); Includes removable 3-1/2" bottom for 4-sided configurations (35" x 26-1/2")	\$ 169	Y	Y	Y	Y	Y
SF-SI3726-INS25	Large surround, 37" x 26" (3-sided configuration); Includes removable 4-1/2" bottom for 4-sided configurations (37" x 30-1/2")	\$ 209	Y	Y	Y	Y	Y

### 30" Electric Insert

**Includes:**

- Install into a wood fireplace with a surround kit or any framed opening with self-trimming design
- Contemporary front
- Realistic log set
- Multifunction remote control
- Flame intensity control
- 120 volts, 1500 watts, 12.5 amp
- Plug-in ready, hardwire capable
- 5,000 BTU output



No additional items required to complete.

		MSRP USD	004 IA	010 PA	014 CA	016 NC	EXP
SF-INS30	30" Electric Insert	\$ 1,019	Y	Y	Y	Y	N

### Fronts - Operable

#### Mission Door Front

FT-MISSION-30	30" Mission Door Front - Operable	\$ 369	Y	Y	Y	14	Y
---------------	-----------------------------------	--------	---	---	---	----	---

### Surround

#### Electric Insert Surround

SF-SI4027-INS30	Small surround, 40" x 27" (3-sided configuration); Includes removable 3-1/2" bottom for 4-sided configurations (40" x 30-1/2")	\$ 169	Y	Y	Y	Y	Y
SF-SI4230-INS30	Large surround, 42" x 30" (3-sided configuration); Includes removable 4-1/2" bottom for 4-sided configurations (42" x 34-1/2")	\$ 209	Y	Y	Y	Y	Y

### 32" Electric Insert

Includes:

- 120 volts, 1500 watts
- Install into a wood fireplace with optional surround
- Install into a framed openings with included trim piece
- Multifunction remote control
- Plug-in ready
- 5,000 BTU output



No additional items required to complete.

		MSRP USD	004 IA	010 PA	014 CA	016 NC	EXP
GI-32-ZC	32" Electric Insert	\$ 719	Y	14	Y	21	N

### Surround

#### Electric Insert Surround

IS-36-GI32	Small surround, 36.5" x 27.25 (3-sided configuration); Includes removable 4" bottom for 4 sided configurations (36.5" x 31.25")	\$ 139	Y	Y	14	14	Y
IS-42-GI32	Large surround, 42.5" x 28.75 (3-sided configuration); Includes removable 4" bottom for 4-sided configurations (42.5" x 32.75")	\$ 169	Y	14	14	14	Y

### 35" Electric Insert

**Includes:**

- Install into a wood fireplace with a surround kit or any framed opening with self-trimming design
- Contemporary front
- Realistic log set
- Multifunction remote control
- Flame intensity control
- 120 volts, 1500 watts, 12.5 amp
- Plug-in ready, hardwire capable
- 5,000 BTU output



No additional items required to complete.

		MSRP USD	004 IA	010 PA	014 CA	016 NC	EXP
SF-INS35	35" Electric Insert	\$ 1,229	Y	Y	Y	Y	N

### Fronts - Operable

#### Mission Door Front

FT-MISSION-35	35" Mission Door Front - Operable	\$ 399	Y	Y	14	14	Y
---------------	-----------------------------------	--------	---	---	----	----	---

### Surround

#### Electric Insert Surround

SF-SI4229-INS35	Small surround, 42" x 29" (3-sided configuration); Includes removable 2" bottom for 4-sided configurations (42" x 31")	\$ 169	Y	Y	Y	Y	Y
SF-SI4432-INS35	Large surround, 44" x 32" (3-sided configuration); Includes removable 3" bottom for 4-sided configurations (44" x 35")	\$ 209	Y	Y	Y	Y	Y

# SimpliFire

## Fireplace Outdoor - Electric

Stocked Item/Lead Time  
 004=Mt. Pleasant RDC  
 010=Kutztown RDC  
 014=Sacramento RDC  
 016=Charlotte RDC  
 EXP=Factory Expedite Program

Prices in USD

Page printed 1/31/2025, 2:32:41 PM CST  
 Future pricing effective for orders placed on or after 03/31/2025  
 \* Please Contact Who You Purchase This Through for MSRP Pricing

Non-stock and custom product cannot be cancelled.  
 Customer is responsible for freight for orders made outside of assigned RDC facility.

### Forum 43

**Includes:**

- 120 volts, 36 watts, 0.5amp
- Self-trimming front for slide-in installation
- Optimized for outdoors with no heater
- Driftwood logs, glowing embers, clear crystals
- Accent lighting
- Four flame colors
- 14 ember bed colors
- Multifunction remote
- Install built-in or slide-in



No additional items required to complete.

		MSRP USD	004 IA	010 PA	014 CA	016 NC	EXP
SF-OD43	Forum 43" Outdoor Electric Fireplace	\$ 2,099	Y	14	14	14	N

### Media

#### Media

SF-HDL-TIMBER	ShadowGlo High Definition Alpine Timber Log Set	\$ 299	Y	Y	Y	Y	Y
SF-HDL-BIRCH	ShadowGlo High Definition Natural Birch Log Set	\$ 299	Y	Y	Y	Y	Y

### Options & Accessories

#### Forum Drain Pans

SF-OD43-DP	Optional Drain Pan for SF-OD43	\$ 169	8	14	14	14	Y
------------	--------------------------------	--------	---	----	----	----	---

**Forum 55**

Includes:

- 120 volts, 36 watts, 0.5 amp
- Self-trimming front for slide-in installation
- Optimized for outdoors with no heater
- Driftwood logs, glowing embers, clear crystals
- Accent lighting
- Four flame colors
- 14 ember bed colors
- Multifunction remote
- Install built-in or slide in



No additional items required to complete.

		MSRP USD	004 IA	010 PA	014 CA	016 NC	EXP
SF-OD55	Forum 55" Outdoor Electric Fireplace	\$ 2,399	Y	14	Y	Y	N

**Media**

Media

SF-HDL-TIMBER	ShadowGlo High Definition Alpine Timber Log Set	\$ 299	Y	Y	Y	Y	Y
SF-HDL-BIRCH	ShadowGlo High Definition Natural Birch Log Set	\$ 299	Y	Y	Y	Y	Y

**Options & Accessories**

Forum Drain Pans

SF-OD55-DP	Optional Drain Pan for SF-OD55	\$ 179	8	14	14	14	Y
------------	--------------------------------	--------	---	----	----	----	---

